

CONFINED SPACES



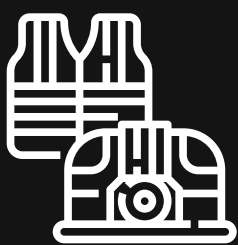
CONFINED SPACES ARE:

01 Completely or partially enclosed.



02

Large enough for a worker to enter.
But not intended for continuous human occupancy.



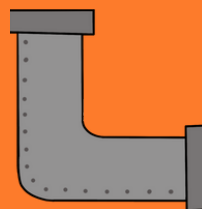
Restricted or limited means of
entrance and exit

03

EXAMPLES OF CONFINED SPACES



MANHOLES



PIPES




SEWERS



TUNNELS



FURNANCES



SILOS

COMMON CONFINED SPACE HAZARDS

Toxic gases.

Lack oxygen/too much oxygen.

Fire or explosion.

Engulfment or drowning.



PRECAUTIONS TO PROTECT WORKERS

Identify Confined Spaces in the workplace.

Site evaluations.

Proper PPE.

Identify proper safety equipment & all required tools.

Identify any hazards in those spaces.

Take steps to address.

Have a rescue plan.